

KOLLIG

Vanderbijlpark Fotografiese Vereniging



Uitgawe

5



Mei 2022



CTPS Salon
Runner Up
Open Colour
Silver Medal

Mietsie Visser
“Grootroivalk kom
land op
doringtakkie”

Aanlyn



Posbus 2108
Sasolburg
1947

vdbpfotoklub@gmail.com

<http://www.vdbp-photo.org/>

<https://www.facebook.com/VdbpPhotoClub>

Inhoudsopgawe

- 3 Boodskap van die Voorsitter
- 4 Komitee lede en ander portfeuljies
- 5 Facebook / Webtuiste
- 6 Verjaarsdae
- 7 Nuwe lede / Klub ledegeld
- 8 Fotografie Wenke
- 9 Dagboek
- 10 Klubmaand
- 13 Jaar Kompetisie
- 14 Wen foto's
- 15 April 2022 klubaand



Foto geneem deur Johan Joubert



Foto geneem deur Renisa Fourie

- 26 Fotografie geleenthede
- 27 PSSA Tabel
- 28 PSSA Kalender
- 34 Salon Uitslae
- 35 Fotograaf & Werker van die Jaar
- 37 Vorderingstaat - Elrick & Chanel

Boodskap deur die Voorsitter

Daar is 'n opgewondenheid in die lug. Ons Fotoklub gaan gedurende Mei maand ons fokus so bietjie verkuif van net die gewone klubaand byeenkoms. Daar is besluit om 'n geleentheid te skep waar ons die Fotoklub kan bemark en dalk 'n potensiële fotoklublid of twee of drie te werf.

Tydens Saterdag 28 Mei 2022 gaan ons Fotoklub 'n uitstal-stalletjie in die Vaal Mall vir die dag beman / bevrou (as daar so woord is). Die doel is tweeledig, te wete. Eerstens gaan ons, ons Foto klub bemark en probeer om moontlik nuwe lede te werf. Tweedens gaan ons die geleentheid gebruik om van elke klublid (sover dit moontlik is), twee of meer fotos in die publiek uit te stal. Dit gaan verseker 'n trotse gebeurtenis wees. Ons kry nie elke dag die geleentheid om ons fotos vir die wêreld te wys nie. Daarby gaan die dag ons 'n gulde geleentheid bied om bietjie met mekaar te sosialiseer in 'n ontspanne in 'n "bekende" omgewing.

Op hierdie vroeë stadium is meeste van die reëlins reeds in plek en ek weet dat die dag met almal se insette en betrokkenheid 'n baie groot sukses gaan wees.

Daar sal ook op n latere stadium 'n opvolg sessie met 'n bepaalde program wees wat daarop gemik sal wees op beginners en fotografe op die laer stergraderings vir gefokusde fotografiese aspekte en klubaangeleenthede. Die datum en program sal ter gelener tyd deurgee word.

Ons moes noodgedwonge die beplande fotoklubaand vir Junie vervroeg agv van die vakansiedag wat op 16 Junie is (dus 10 Junie). Die Klubaand vir Augustus word ook n week vorentoe geskuif – 12 Augustus, agv die PSSA Kongres wat 21-25 Augustus in Greyton gaan plaasvind.

Maak ook solank 'n aantekening van die Ysbeer uitstappie wat Johan Brits na die Echo-Park in Vaalpark op 24 of 31 Julie 2022 gaan reël (landskapfotografie in die vroeë oggend mis)

Groetnis tot ons weer gesels.



Komitee lede

<p>Voorsitter: Koos Fourie FPSSA; DPSSA (vers) 083 468 1173 (s) Koosfourie@telkomsa.net</p> <p>Skakelbeampte: Johan Brits FPSSA EPSSA 082 7188394 tsawa@yebo.co.za</p>	<p>Vise-voorsitter; Klubtoerusting: Francois Roux MPSSA; Hon FPSSA; EPSSA (Cls); AFIAP 082 5723560 (s) 016 421 1034 (w) froux@jbv.co.za</p> <p>Tesourier/Korrespondensie: Elsa Brits 016 973 3205 083 2877446(s) Elsa.brits@gmail.com</p>	<p>Sekretaris: Renee Storme (LPSSA) 016 976 2671 (w) 082 452 2539 (s)</p>
---	--	---

Ander portefeuljes

<p>President van PSSA Jill Sneesby Hon MPSSA, MPSSA, FPSSA (DUX), MFIAP, ESFIAP jillsneesby@gmail.com</p> <p>Suidelike Gauteng Streeks Direkteur: Johan Brits FPSSA EPSSA; 082 718 8394 tsawa@yebo.co.za</p> <p>Facebook: Haig Fourie LPSSA (Vers) APSSA, DPSSA (Vers) (Cls)EPSSA; 083 311 9722 haigt@gmail.com</p>	<p>Photovault: Elrick du Toit 083 280 7485 elrick.dutoit@mweb.co.za</p> <p>Vordering; Fotograaf van die jaar Chanel Enslin (LPSSA) 082 870 7024 vdbpfotoklub@gmail.com</p> <p>Klanksisteem: Johan Brits FPSSA EPSSA 082 7188394 tsawa@yebo.co.za</p>	<p>Redaksie: Rosie de Jager 072 989 8460 rosie.dejager@gmail.com</p> <p>Uitstappies: Nicky Jansen van Vuuren 083 744 7711 nicolenejvv@gmail.com</p> <p>Nuwe lede: Mietsie Visser FPSSA DPSSA (Vers) 072 671 3803 docnvv@absamail.co.za</p>
---	--	--

Klub Facebook

We are a local photographic club where amateurs and enthusiasts can meet and share images of various genres. (Please click on the facebook logo below to open the VFV Facebook page on the internet. CTRL+ Click)



*Where photography
and people meet...*



Klub Webtuiste

Jy kan die volgende skakel kliek <http://www.vdbp-photo.org/> of jy kan ook op die onderstaande foto kliek indien jy 'n aktiewe internet konneksie het, om toegang tot die webtuiste te verkry.



Onthou dat jy die Online kompetisie uitslae en kommentaar ook op die webtuiste kan sien.

Lief en Leed



Ons verneem dat Elsje Vermeulen se vader nie wel is nie. Ons hoop dat dit spoedig beter sal gaan en dat hy vinnig sal aansterk.

Ons innige meegevoel aan Haig en Rensia Fourie met die afsterwe van Haig se vader. Mag julle vertroosting vind in die moeilike tyd.

Verjaarsdae

veels Geluk



Junie

2 Francois Roux
7 Madre Fourie
13 Neville Hein
14 Marina Louw
15 Elrick du Toit

met jou
verjaardag.

LCD Skerms

LCD skerms moet ongeveer een keer per maand gekalibreer word. Die klub se Spyder is beskikbaar vir die persone wat dit sou wou gebruik. Francois Roux hanteer die klub se fotografietoerusting en reëlings kan met hom getref word om die Fotoklub se Spyder te leen. Maak gerus enige tyd kontak met hom om te hoor wanneer jy die Spyder sal kan leen.
froux@jbv.co.za



'n Ander opsie is om van die metode op PSSA se webtuiste gebruik te maak. Die volledig artikel, sowel as enige van die foto's wat jy sal benodig, is ook daar beskikbaar. Indien jy bo-oor die ikoon links beweeg sal jy 'n direkte toegang tot die webbladsy kry (indien jou rekenaar dit toelaat).

Natuurlik kan jy ook jou eie Spyder koop. Maar asseblief, dit is as 'n reël nie beskikbaar by 'n troeteldierwinkel nie. Ook staan dit nie bekend as 'n Tarentula nie.

Nuwe lede/ Een- en Tweester fotograawe



Praat gerus met Elsa Brits -

083 287 7446 (s) of per e-pos: Elsa.brits@gmail.com

Sy het heelwat inligting wat baie handig te pas kan kom.

Probeer ook die volgende links: <http://www.vdbp-photo.org>

<https://www.facebook.com/VdbpPhotoClub>

<http://www.pssa.co.za>

Indien jy die eerste keer Photovault Online wil gebruik om 'n foto op te laai vir die klub kompetisie moet jy eers registreer.

Gaan na <http://www.photovaultonline.com> en klik op die registreer opsie en vul die nodige velde in. Sodra jy die bladsy "submit" sal 'n e-pos na die gespesifiseerde e-pos adres gestuur word. In die e-pos sal 'n webadres wees wat jy moet volg om die registrasie te voltooi. Onthou ook om in die "junk folder" te kyk as jy dink dat jy nie die e-pos ontvang het nie. Hierna kan jy inteken op Photovault online met die gekose "Login Id" en wagwoord wat ook in die bevestigings e-pos sal verskyn

Klub ledegeld - Elsa Brits



Where photography & people meet.

Die klub se boekjaar strek van 1 Julie tot 30 Junie.

Klub ledegeld kan of by Elsa of direk in die bank inbetaal word.

Onthou dan net om 'n bewys van betaling aan Elsa te stuur:

elsa.brits@gmail.com

Jaarlikse Klub Gelde

1 Julie 2021 tot 30 Junie 2022

- i) PSSA lede: R160.00 per gesin per jaar
- ii) Nie-PSSA lede: R210.00 per gesin per jaar



Vanderbijlpark Fotografiese Vereniging
Bankbesonderhede

Naam: Vanderbijlpark Fotografiese Vereniging
Bank: ABSA Bank
Tipe: Spaarrekening
Rekening Nr: 9245070716

Fotografiese wenke - Koos Fourie

Tips for Minimalistic Photography

Minimalist photography is a form of photography that is distinguished by extreme, austere simplicity. It emphasizes sparseness and focuses solely on the smallest number of objects in the composition process. Minimalist photographers usually focus solely on one particular subject, rather than an abundance of colour, patterns and information.

It's about cherishing what we value most and removing all other distractions. Minimalism uses space to enhance the subject itself. It is stripping down to only the basics needed to communicate its meaning.

When you're out with your camera, look for open spaces, bright blocks of colour, interesting geometric patterns or lines, and subjects that stand alone against simplified backgrounds – all excellent opportunities for minimalist photography. Minimalism is a way to escape the clutter of life.

Keep it Simple

When it comes to minimalist photography, less is more. Minimalist photography attempts to explore how much information can be taken away from a composition, before it loses its impact. Remember to keep it simple, and make it powerful. When it comes to minimalist photography, the more outstanding and eye-catching an image is, the better. Your goal is to include only the information that's required in order to show the message that you want to convey.

Create a Strong Composition

Minimalist photography relies upon simple compositions, but this doesn't mean that it should be boring – minimalist photography allows a lot of room for creativity. The challenge is applying the concept of minimalism, and keeping all distracting and unnecessary details out of the photo, allowing all of the attention to be brought toward the concept, or subject of the photo.

Strong Leading Lines

In art, as well as photography, lines are a common compositional technique used to draw the viewer into a composition, or to convey a sense of depth or distance. When it comes to minimalist photography, strong lines play a major role in many compositions. Lines can show isolation, separation, connection, distance, proximity and depth. Strong vertical or horizontal lines can also act as a central element, providing a solid structure to the composition.

Geometric Patterns

Look for geometric patterns when composing minimalistic photos. Architecture is a great place to find geometric patterns, as you can often find entire walls of patterns to incorporate into a shot. Staircases, park benches, bridges, windows, and brick walls are all excellent places to find interesting geometric patterns.

Negative Space

Negative space is the valuable breathing room that's an essential part of minimalist photography. Look for negative space, walls of colour, and simplified backgrounds to incorporate into your photos. Angle your shots up and using the blue sky as a simplified background, or capture your subjects in front of a wall – just be sure to incorporate plenty of negative space into your photos.

Fotografiese wenke - Koos Fourie

Contrast

Contrast is one of the most important qualities when it comes to eliciting an emotional response. Contrasting colors, shades, patterns, shapes, or even contrasting ideas are effective ways to create compositional tension that grabs the viewer's attention and makes them think – or to convey a powerful message.

Textures

Good use of colour and interesting textures are both key elements to minimalist photography. Some minimalist compositions even feature texture as the key component. Try to use light to improve the texture and bring out the colors and contrast. Your goal is to capture an image that the viewer can almost feel.

Light and Dark

The importance of lighting in minimalist photography cannot be overstated! Both light and shadow can both be used to create minimalist photos. Try to look for opportunities where the light really brings out the colors or textures in a scene. Or look for dark shadows to feature as a central part of your composition

Light and Dark Tell a Story

Minimalism attempts to use as few details as possible to convey a concept, create a unique visual experience, or to tell a story. By incorporating an interesting subject, the right elements, lighting, and angles, you can create a photo that tells a story, and provides the viewer with a glimpse into a moment in time. Remember, simplified photos can have a powerful effect when they are well-composed. The next time you're out with your camera, look for opportunities to create simplified and powerful images. Learning to look for hidden gems of opportunity where others wouldn't find anything is an exciting challenge – and lots. Minimalism attempts to use as few details as possible to convey a concept, create a unique of fun. Minimalism is a very subjective style, open to interpretation, so don't be concerned if others don't see things exactly how you do.

Incorporating a minimalist into your photography style will inject new life into your photos, and will help you to transform everyday moments into unique photographic works of art.

Klub Dagboek / Temas 2022

Maandtema definisies - 2022			
21 Januarie 2022	Minireekse & AV's		Standaard
	Spreekwoorde		
	Monochrome:- Is aanvaarbaar	Manipulasie:- Wel toegelaat	
Die HAT beskryf 'n spreekwoord soos volg: Kort, kernagtige gesegde waarin 'n algemene waarheid of wyse les uitgedruk is. Die foto moet dus hierdie waarheid of wyse les uitbeeld bv.: "Groot lantern, weinig lig" sal 'n foto wees van iemand wie tussen die ligbron en iemand anders, wat byvoorbeeld boek lees, staan en sy donker skaduwee val op die boek.			
18 Februarie 2022	Makro		Haig Fourie
	Monochrome:- Nee		
	Manipulasie:- Nie toegelaat nie		
Macro photography is extreme close-up photography, where you get close to a small subject by physical or optical means. The size of the subject in the finished photograph is usually greater than life size and reveals detail which cannot easily be seen with the naked eye.			
25 Maart 2022	Nag fotografie		Koos Fourie
	Monochrome:- Toegelaat		
	Manipulasie:- Nie toegelaat nie		
Night photography refers to the activity of capturing images outdoors at night, between dusk and dawn.			
22 April 2022	Photo Journalism & Sport		Koos Fourie
	Monochrome:- Ook toegelaat		
	Manipulasie:- Nie toegelaat nie		
Photojournalism entries are images with informative content reflecting the human presence in our world and emotional impact which usually include human interest, documentary, news or sport. The journalistic value of the image shall receive priority over the pictorial quality. In the interest of credibility, PJ images that misrepresent the truth and model or staged set-ups are not permitted.			
20 Mei 2022	Wildlife		Suzy de Beer
	Monochrome:- Nee		
	Manipulasie:- Nie toegelaat nie		
Wildlife Images are Nature images and are further defined as one or more extant zoological or botanical organisms living free and unrestrained in a natural or adopted habitat. Wildlife is not limited to animals, birds and insects. Marine subjects and botanical subjects (including fungi and algae) taken in the wild are suitable. Human elements, if present should not detract from or overpower the subject			
10 Junie 2022	Minireekse & AV's		Rika Schoeman
	Minimalisme		
	Monochrome:- Aanvaarbaar	Manipulasie:- Nie toegelaat nie	
Minimalistiese fotografie is 'n vorm van fotografie wat onderskei word deur uiterste, streng eenvoud. Dit beklemtoon skaarsheid, negatiewe ruimte en fokus slegs op die kleinste aantal voorwerpe in die komposisieproses. Ses belangrike elemente in minimalistiese fotografie en waarom dit werk			
<ol style="list-style-type: none"> Eenvoud 'n Minimalistiese benadering verg noukeurige nadenke, waarneming en kreatiwiteit om binne sekere grense te werk. Negatiewe ruimte Negatiewe ruimte is die element wat bepaal hoe vrylik die oog in die beeld rondbeweeg en die oog na 'n rusplek lei 'n Kragtige komposisie 'n Interessante plasing van die onderwerp skep 'n gevoel van gemak wanneer ons na die beeld kyk. Isolasie Omdat die raam so min bevat, is dit belangrik om na te dink oor die aard van die onderwerp, en hoe die relevansie daarvan in die raam, 'n impak op die kyker sal hê. Kleur Gewaagde kleure het beslis 'n plek in minimalisme. Lyne en vorms Inleidende lyne lei die oë deur 'n prentjie en kan bydra tot die kyker se gevoel van isolasie, skeiding, afstand en skaal 			
15 Julie 2022	Jaar Kompetisie		Standaard
Enige aantal tot by 10 foto's per lid kan ingeskryf word uit fotos wat die lid vanaf Augustus 2021 en Junie 2022 by die klub ingeskryf het			
12 Augustus 2022	Bome, blomme en gras		Suzy de Beer
	Monochrome:- Nee		
	Manipulasie:- Wel toegelaat		
Flowers, grasses and trees portrayed in their natural environment or as creative still life. Human elements should not be dominant.			
16 September 2022	Troeteldiere		Neville Hein
	Monochrome:- Ook aanvaarbaar		
	Manipulasie:- Nie toegelaat nie		
Foto van 'n troeteldier alleen in aksie – nie staties nie. Wees kreatief soos byvoorbeeld 'n hond wat 'n stok vang of 'n kat wat met 'n bol wol speel ens.			
21 Oktober 2022	Score		Chris Bester
	Monochrome:- Ook aanvaarbaar		
	Manipulasie:- Wel toegelaat		
"Score" is die aksie waar 'n mens of dier voordeel behaal vir hom/haar-self of groep (span of toepaslike versamelnaam). Voorbeelde van sulke aksies is - "Air punch", prooi deel, drie druk, doel aanteken, die wenpaal bereik, ens. In kleur of monochrome. Kreatiewe en/of manipulasie verwerkings mag gebruik word om die oomblik van "Score" te verbeeld. Jy kan regtig die voorstel verder verfyn om te voldoen aan kreatiewe en skeppende uitdagings.			
18 November 2022	Veelydigheid		Standaard
Sien Kollig nader aan November vir volledige definisie van elke kategorie en watter kategorieë kan ook in Monochrome wees en in watter kategorieë word manipulasie wel toegelaat. Daar kan in 'n maksimum van 5 van die kategorieë ingeskryf word. Kategorieë:- Photo Journalism or Sport; Nature; Scapes; Visual Arts / Altered Reality; Macro; Portraiture (Humans only); Table Tops / Still Life; Architecture and Street / Travel Photography			

Klub Dagboek

Tydens die meeste van ons klubaande is teenwoordigheid verpligtend om te mag deelneem.

WEES DAAR en moenie vergeet om aan te teken nie 😊

Onthou dat 'n foto of soortgelyke foto nie twee keer ingeskryf mag word nie – Slegs tydens ons jaarkompetisie in Julie is dit toelaatbaar dat dieselfde foto wat al tydens klubaande vertoon is, weer die lig mag sien.

Klubaand vir 20 Mei 2022
Venue: Klipriver Country Estate
Tyd: 18:30
Bywoning is verpligtend

		Klubaand Mei 2022		
Datum	Onderwerp	A*	B*	C*
2022.05.20	Wildlife	Johan Brits	Haig Fourie	Renee Storme

Wildlife Images are Nature images and are further defined as one or more extant zoological or botanical organisms living free and unrestrained in a natural or adopted habitat.

Wildlife is not limited to animals, birds and insects. Marine subjects and botanical subjects (including fungi and algae) taken in the wild are suitable

Human elements, if present should not detract from or overpower the subject

*A-beoordelaars het die reg om 'n toekenning wat gemaak is te wysig indien hy/sy dink dat die toekenning foutief is. A-beoordelaars moet asseblief hierdie reël toepas. Na die beoordeling moet die A-beoordelaar die aand se beoordeling kortliks met die ander beoordelaars bespreek.

Die oplaai van foto's geskied via <http://www.photovaultonline.com>. Indien jy onseker is hoe om dit te gebruik, gaan kuier gerus op ons webwerf <http://www.vdbp-photo.org> vir meer inligting.

PSSA lede moet asseblief hulle 'M' nommers op photovaultonline gebruik. Dit verskyn op julle lidmaatskapkaartjies. As julle onseker is, kontak gerus vir Ria Katzke van PSSA of Elsa Elsa.brits@gmail.com.

'n Foto wat volgens kommentaar deur die beoordeelaars "reggemaak" is, kan by die volgende klubaand saam met die oorspronklike foto vertoon word. Hierdie foto's moet vooraf aan Francois per e-pos gestuur word waarna hy 2 of 3 voorbeelde, wat gewerk het of nie, sal kies om tydens die daaropvolgende klubaand te bespreek.

Lede word daarop gewys dat die gebruik van dieselfde of soortgelyke foto in twee verskillende mediums, byvoorbeeld in digitaal kleur en digitaal monochroom nie aanvaarbaar is nie. Dit word geheel en al ontmoedig.

Klub Maandkompetisies



- **Veranderings aan die Klub- Maand- Kompetisies.**

Al die inskrywings vir die Vrydagklubaande sal voortaan op een plek in Photovault gedoen word.

- 'n Max van 4 x fotos uit enige van die kategorieë mag steeds ingeskryf word met die volgende beperkings:

Monochrome = max 2 fotos

Maandonderwerp = max 2 fotos

Ope Afdeling = max 2 fotos

- Wysigings van Kategorie en Algehele Wenners:-
- Die beoordelaars sal tydens die klubaand 'n wenner van die Aanlynkompetisie aanwys.
- Snr en Jnr wenner in elke afdeling wen nie 'n prys nie, slegs die algehele wenfoto in elkeen van die 4 kategorieë.
- Pryse word as volg toegeken:

1 in elkeen van die 4 kategorieë

1 vir die algehele wenfoto van die aand. D.w.s 5 pryse.

Snr en Jnr wenfotos word by die PSSA kompetisies ingeskryf.

Beoordeling-opleiding sal voortaan tydens tuis beoordeling gedoen word.

Daar sal een "gewone" foto en een "composite" foto vertoon word, waarna die gehoor gevra word watter punt uit 15 elkeen sal toeken en dan sal daar kommentaar vanuit die gehoor op die foto deur individue gegelewer word.

Klubaand Stats vir Januarie 2022

Opsomming van inskrywings van klubaand gehou April 2022								
Inskrywings	1 x Ster	2 x Ster	3 x Ster	4 x Ster	5 x Ster	Meesters	Totaal	% van totaal
Aanlyn	0	1	2	1	1	8	13	
Mini Reekse							0	
AV's							0	
Maand Onderwerp	0	0	2	2	2	13	7	10,4%
Monochroom	1	2	2	0	1	8	7	10,4%
Creative Photography	0	0	1	0	0	5	0	0,0%
Oop Kategorie	1	2	6	2	1	16	13	19,4%
Aantal inskrywings	2	4	11	4	4	42	67	100,0%
% van totaal	3,0%	6,0%	16,4%	6,0%	6,0%	62,7%	100,0%	
Aantal persone ingeskryf vir klubaand (aanlyn uitgesluit)	19							
Maandonderwerp tema:	Photo Journalism							

Opsomming van toekennings van klubaand gehou April 2022								
Inskrywings	1 x Ster	2 x Ster	3 x Ster	4 x Ster	5 x Ster	Meesters	Totaal	% van totaal
Aanlyn	0	1	2	1	1	8	13	
Mini Reekse							0	
AV's							0	
Geen toekenning	0	4	0	0	0	1	5	7,5%
Brons	0	0	0	0	0	4	4	6,0%
Silwer	0	0	0	2	1	18	21	31,3%
Goud	1	0	11	2	2	15	31	46,3%
COM	1	0	0	0	1	4	6	9,0%
Aantal inskrywings	2	4	11	4	4	42	67	
% van totaal	16,7%	0,0%	0,0%	0,0%	16,7%	66,7%	100,0%	

Wenners	Afdeling	Aanlyn	Ope Afdeling	Maandonderwerp	Monochrome	Selfoon	
21/01/2022	Junior		Leanie Hattingh	Spreekwoorde	Alancha Bakkes	Madre Fourie	
	Senior	Suzy de Beer	Chanel Enslin		Chanel Enslin	Johan Brits	Johan Brits
	Algeheel	Suzy de Beer	Chanel Enslin	Chanel Enslin	Johan Brits	Johan Brits	
	Junior (1-3 ster)	Madre Fourie		Senior (vanaf ster)	Chanel Enslin		
	Algehele winner van al die inskrywings			Chanel Enslin			
18/02/2022	Junior		Altyd noord	Makro	Alancha Bakkes	Libbie Maritz	
	Senior	Johan Joubert	I was there		Haig Fourie	Elsje Vermeulen	Rensia Fourie
	Algeheel	Johan Joubert	I was there		Haig Fourie	Haig Fourie	Rensia Fourie
	Junior (1-3 ster)	Madre Fourie		Senior (vanaf ster)	Elsje Vermeulen		
	Algehele winner van al die inskrywings			Elsje Vermeulen			
25/03/2022	Junior		Rika Schoeman	Nagfotografie	Eanette Maas	Leanie Hattingh	
	Senior	Rensia Fourie	Francois Roux		Johan Joubert	Johan Joubert	
	Algeheel	Rensia Fourie	Francois Roux		Johan Joubert	Johan Joubert	Eanette Maas
	Junior (1-3 ster)	Eanette Maas		Senior (vanaf ster)	Johan Joubert		
	Algehele winner van al die inskrywings			Johan Joubert			
15/04/2022	Junior		Deon de Jager	PJ/Sort	Chris Bester	Rika Schoeman	
	Senior	Renee Storme	Haig Fourie		Johan Joubert	Francois Roux	Chanel Enslin
	Algeheel	Renee Storme	Haig Fourie		Johan Joubert	Francois Roux	Chanel Enslin
	Junior (1-3 ster)	Deon de Jager		Senior (vanaf ster)	Haig Fourie		
	Algehele winner van al die inskrywings			Haig Fourie			

Wenfoto's



Die wenfoto's word in die plaaslike koerant, die Vaalweekblad, geplaas saam met 'n berig oor die klub. Indien daar lede is wat nie hulle foto's geplaas wil he nie, laat weet asseblief vir Elsa Brits. Geen antwoord sal aanvaar word as instemming dat dit gepubliseer mag word.

Indien jy die gelukkige wenner is van die Junior en Senior afdelings, sal Francois Roux jou foto in die PSSA klubkompetisie inskryf. Baie geluk met jou wen. Hou PSSA se webtuiste dop. Ons glo sommer jy gaan baie goed doen.

April Klubaand 2022

Algehele Maart wenfoto
Senior Afdeling wenner
Connected deur Haig Fourie



Junior Afdeling wenner
Marys Little Lamb deur Deon de Jager



April Klubaand 2022

Algehele Afdeling wenner
Senior Afdeling wenner
Connected deur Haig Fourie



Junior Afdeling wenner
Marys Little Lamb deur Deon de Jager



Ope Afdeling

April Klubaand 2022

Algehele Afdeling wenner Senior Afdeling Wenner

Borsslag deur Johan Joubert



Junior Afdeling Wenner

Dankie personeel deur Chris Bester



PJ / Sport fotografie
Maand Tema

April Klubaand 2022

Algehele Afdeling wenner

Senior Afdeling wenner

Namib patrone deur Francois Roux



Junior Afdeling wenner

Infinty deut Rika Schoeman



Monochroom

April Klubaand 2022


Algehele Afdeling wenner Senior Afdeling Wenner

On top of the clouds deur Chanel Enslin



Junior Afdeling Wenner

Skoonheid deur Chris Bester



April Klubaand 2022

Algehele aanlyn wenner

Help me deur Renee Storme



Aanlyn

April Klubaand 2022

COM'S



Sterretjie voertyd deur Francois Roux



Groot brommer vir ete deur Rensia Fourie



Groot rooi valk kom land deur Mietsie Visser

April Klubaand 2022

COM'S



Elsie geveg deur Johan joubert



Golden liquid deur
Mieke de Jager

Fotografiese geleenthede

- Elke laaste Sondag van die maand op Walkerville skougronde is motorfietse.
- SAMX Nationals Onthou jou glimbaadjie <http://www.samxnationals.co.za/>
- Padwedrenne – Cycle Lab webtuiste <http://www.cycleevents.co.za/category/road-events/>
- Bergfietswedrenne – Cycle Lab webtuiste <http://www.cycleevents.co.za/category/mtb-events/>
- Warrior Race <http://advendurance.com/warrior/>
- Sluit gerus aan by die klub se whatsapp groepie (Nicky Jansen van Vuuren – 083 744 7711) om meer uit te vind van opwindende geleenthede wat beplan word vir die klub.



Prakties / Werkswinkel / Geleenthede

Onthou elke derde Dinsdag van die maand - uitgesluit Desember - word daar 'n werkswinkel aangebied gesamentlik deur Vanderbijlparkse Fotografiese Vereniging en Vereeniging Photographic Society. Vanderbijlparkse Fotografiese Vereniging bied elke tweede maand die praktiese gedeelte aan (sien tabel hieronder vir besonderhede)

21 Mei 2022


VPS : Potret werkswinkelaangebied deur Francois Oosthuysen

Julie 2022

Ysbeer Uitstappie - Reelings sal deur gegee word



PSSA



Kontak asb membership@pssa.co.za as enige van jou persoonlike inligting in die afgelope 3 jaar verander het.

Indien ons lede by PSSA aangesluit het, laat weet asseblief - Elsa.brits@gmail.com

Vir meer inligting oor PSSA, gaan besoek gerus die webtuiste. <http://www.pssa.co.za/>
Dit is die moeite werd om PSSA se webtuiste op 'n gereelde basis te besoek. Daar is konstant nuwe inligting en oulike kompetisies.

IMPORTANT INFORMATION

- * PSSA Interclub/Website and Magazine Competition entries close 26 June 2021.
- * FIAP applications close 31 July 2021
- * Honours Applications closes on the 1st of July 2021
- * No fee increases for the yearly PSSA membership fees.

PSSA Salonne - Fotografiejaar 2020/2021

Onthou om julle salonuitslae vir Chanel Enslin vdbpfotoklub@gmail.com te stuur om in aanmerking te kom vir die Werker en Fotograaf van die jaar.

Lede moet daarop let dat die **fotoklub korrek geselekteer** moet word wanneer hulle inskryf vir Salonne. Indien nie, word dit gelys as 'n "Independent" inskrywing.

PSSA Salonne Impala Trofee Fotografiejaar 2020-2021





Photographic Society of South Africa

PSSA Salon Calendar

JANUARY 2022

- 09 10th MIROC International Salon Circuit - Edenvale
- 22 2nd Bethal National PDI Salon
- 29 Boksburg Camera Club National PDI Salon
- 30 13th Holland International Image Circuit

FEBRUARY 2022

- 02 5th PECC International Audio Visual Festival
- 12 Eden National Digital Salon
- 19 Cape Town Photographic Society National PDI & Print Salon

MARCH 2022

- 05 5th Rustenburg National Digital Salon
- 26 Ermelo Fotoklub 3rd National PDI Salon (closing date changed from 19th to 26th)

APRIL 2022

- 02 5th Nelspruit Digital Salon
- 23 Edenvale Photo Club National Digital Salon
- 30 6th PSSA International Salon of Photography 2022

MAY 2022

- 14 5th Randburg National Digital Salon
- 28 7th Magalies Foto Fun Club PDI Salon

JUNE 2022

- 04 VPS National Salon
- 11 Southern Suburbs Camera Club National Salon
- 18 PSSA 21st Up and Coming Salon
- 25 1st SANParks Honorary Rangers: Boland Region Nature Only PDI Salon



Photographic Society of South Africa

Diamond Ratings and EPSSA requirements

PDI Diamond Ratings

- 1 Diamond Rating - 15 acceptances, minimum 5 PDI's
- 2 Diamond Rating - 30 acceptances, minimum 10 PDI's
- 3 Diamond Rating - 60 acceptances, minimum 20 PDI's
- 4 Diamond Rating - 125 acceptance, minimum 42 PDI's
- 5 Diamond Rating - 250 acceptances, minimum 84 PDI's

Prints Diamond Ratings

- 1 Diamond Rating - 10 acceptances, minimum 3 prints.
- 2 Diamond Rating - 20 acceptances, minimum 6 prints.
- 3 Diamond Rating - 40 acceptances, minimum 13 prints.
- 4 Diamond Rating - 80 acceptances, minimum 26 prints.
- 5 Diamond Rating - 160 acceptances, minimum 84 prints.

Audio-Visual Diamond Ratings

- 1 Diamond Rating - 3 acceptances, minimum 1 AV.
- 2 Diamond Rating - 6 acceptances, minimum 2 AVs.
- 3 Diamond Rating - 12 acceptances, minimum 4 AVs.
- 4 Diamond Rating - 24 acceptances, minimum 8 AVs.
- 5 Diamond Rating - 48 acceptances, minimum 16 AVs.

EPSSA requirements

Total of 500 acceptances from a minimum of 167 images, in only ONE division:

Open, Nature or Monochrome OR alternatively

2 x 250 acceptances from a minimum of 84 images in each of TWO divisions: Open, Nature or Monochrome,

Diamond Cluster rating - EPSSA (Cl)

Total of 750 acceptances from a minimum of 250 images in only One division:

Open, Nature or Monochrome or alternatively

2 x 375 acceptance from a minimum of 125 images in each from TWO of the divisions:

Open, nature or Monochrome.

EPSSA Mille award

Total of 1000 acceptances from a minimum of 333 images in only ONE division: Open, Nature or Monochrome OR alternatively

2 x 500 acceptances from a minimum of 167 images in each from TWO of the divisions:

Open, Nature or Monochrome.



Photographic Society of South Africa Rules, regulations and sanctions

in other words what you can and can't do and what will happen if you break those rules.

There are probably well over 1000 salons you could enter each year if you count all of them worldwide – so the 28 of ours doesn't sound so much. However for each you have to download the brochure (entry form) and read it.

But how much do you actually read – probably just the “important” parts i.e. what categories, how much does it cost, when does it close and maybe who the judges are?

The rest of it is just as important and it is obvious from what is happening on our salons that everyone is not reading the rules.

PSSA takes this seriously and has decided to impose sanctions on entrants who break the rules (this is already being done by FIAP and other international societies). We are still deciding on the sanctions but in the meanwhile just to get everyone on the same page here is some information to help you interpret the rules correctly.

NAMING OF IMAGES

Each image must have a unique name i.e. the name of the image may not be changed at any time as all acceptance records are based on the image name.

What this means is that even if you convert the image from colour to mono, or from digital to print, it must always have the same title. You can't add anything to that title to indicate that it is version 2, or bw or print etc.

It's OK when you upload your pics to Photovault, there you can have the additions to the title to tell yourself which ones they are but you must make sure that when you complete the entry form that you give it the correct title.



SAME OR SIMILAR

Similar implies that it is almost the same time, or almost the same place, or almost the same situation – just another frame in an action series or a different crop is not necessarily sufficiently different to make it a different image – by being almost the same it is a similar shot.

This is true in any genre be it portrait, landscape, creative, nature etc. The change could be in lighting, or action, or composition etc.

Any image, which is sufficiently similar to another, such as these may be ruled ineligible as being effectively the same image.





Photographic Society of South Africa Rules, regulations and sanctions

Can DANCE be entered into the SPORTS category? NO not in PSSA Salons.

While our definition appears to allow Dance to be entered in the Sports section as Dance is "an active pastime and does involve physical exertion", the Board has decided that it will not be allowed in the sport section in salons. There are obviously many arguments against this ruling but please be aware that you should enter your dance images in the Open category in any PSSA Salons.



The Dance of the Beauty - Nicol du Toit



Elk in Mist - the title must stay the same when converting from colour to mono

In order to make it a different image you would need the whole situation to change, not just a paw or a tail, a splash ...





Photographic Society of South Africa Rules, regulations and sanctions

The fundamental rule that must be observed at all is that the welfare of living creatures is more important than any photograph. This means that practices such as baiting of subjects with a living creature and removal of birds from nests, for the purpose of obtaining a photograph, are highly unethical. Under no circumstances may a living creature be placed in a situation where it will be killed, injured or stressed for the purpose of obtaining a photograph. This rule applies regardless of whether or not the creature being killed, injured or stressed is visible in the captured image.

MANIPULATION

Manipulation is not allowed in Nature and Photo Journalism and shall constitute any or all of the following modifications to the original image:

- Adding an element to the image that was not contained in the original scene – many images are being enhanced by the addition of dust into an image to create mood – what is that if not adding an element that was not contained in the original scene?
- Removing an element from the image that was contained in the original scene; Grass in front of a Lion's face is often considered a distraction and is easy to remove ... but it is manipulation and therefore not allowed.
- Darkening of the background to hide unwanted elements or to produce an unnatural looking image, is not allowed.



NO MAN-MADE OBJECTS

Nature images are not allowed to contain people or things created by people unless the objects are a necessary part of the nature story.

The basic requirement is that any evidence of human activity in an image MUST be "a necessary part of the Nature story".

A simple way of looking at this is to ask the question: If the human element was not present, would there be an image that told a nature story? If the answer is "No" then the human element is a necessary part of the nature story – without the human element there would be no story to capture.

In other words a waterhole is manmade and if it was not there then there would be nowhere for the animals to drink – so it is a necessary part of the nature story.

Examples of things that have been created by people or modified by people and are not allowed in nature images include but are not limited to: roads, paths, vehicle tracks, signs, vehicles etc. that are not a necessary part of the nature story.

**Be honest and comply
with the spirit of these
rules.**

Caracal Portrait - the background has been modified and therefore this is not eligible in the nature section and must be entered in the Open or other non-nature section.



Photographic Society of South Africa Rules, regulations and sanctions

Transgressing and interpreting the nature rules is a worldwide problem and FIAP and PSA have been working together to update their nature rules.

PSA have published "A Guide for Nature Photographers and Judges" which has given much clarity to many of the "grey" areas and we quote from it with permission from the main author, Dr Roy Killen, APSA, GMPSA/B, EFIAP, APSEM and PSA.

The full document can be found on our website at <https://www.pssa.co.za/salons-mainmenu-81/pssa-salon-scene/psa-guide-for-nature-photographers-judges>

NATURE or WILDLIFE

We often hear the words Nature and Wildlife used to describe natural history photography – they are not one and the same – **all wildlife images are nature but not all nature is wildlife.**

To be called wildlife, zoological specimens must be "living free and unrestrained in a natural or adopted habitat of their own choosing". The subject must not be under any form of restraint or restriction by humans.

Animals in large nature reserves (such as Kruger National Park in South Africa) are suitable wildlife subjects. However, animals in zoos, on game farms or in any situation where their movement or food supply is controlled by humans, are not suitable wildlife subjects.

For some wildlife, the adopted habitat may be an environment that has been modified by humans but the wildlife must be in that location of its own free will.

Zoological subjects (any form of fauna) must not be removed from their natural habitat for the purpose of wildlife photography, nor should they be under any form of control or restraint by humans. This includes reptiles, amphibians and insects.



This leopard was photographed in a large enclosure in a private reserve and is reliant on man for its food and is therefore not a wildlife subject.

It can however be entered in nature.

The piece of meat which has obviously been prepared by man does not enhance the photograph and therefore one wouldn't enter that image.

Article and images - Jill Sneesby

Salon Uitslae

2 nd EPS National Salon					
Fotograaf	Honours	Medalje	COM's	Aannames	Totaal
Chanel Enslin	LPSSA		1	4	5
Deon de Jager				-	-
Elsje Vermeulen				-	-
Francois Roux	EPSSA/FPSSA/EPSSA(Cis)			5	5
Haig Fourie	LPSSA(Vers) APSSA/EPSSA		1	7	8
Johan Brits	FPSSA/EPSSA			-	-
Johan Enslin	LPSSA			-	-
Koos Fourie	APSSA			4	4
Mietsie Visser	FPSSA/DPSSA (vers)			7	7
Neville Hein				-	-
Pine Pienaar				-	-
Renee Storme	LPSSA		2	7	9
Rensia Fourie	LPSSA/DPSSA			1	1
Suzy de Beer				2	2
Totaal vir VDB			4	37	41

5 th Rustenburg National Salon					
Fotograaf	Honours	Medalje	COM's	Aannames	Totaal
Chanel Enslin	LPSSA			4	4
Deon de Jager				-	-
Elsje Vermeulen				-	-
Francois Roux	EPSSA/FPSSA/EPSSA(Cis)			7	7
Haig Fourie	LPSSA(Vers) APSSA/EPSSA			3	3
Johan Brits	FPSSA/EPSSA			-	-
Johan Enslin	LPSSA			-	-
Koos Fourie	APSSA		1	6	7
Mietsie Visser	FPSSA/DPSSA (vers)			8	8
Neville Hein				-	-
Pine Pienaar				5	5
Renee Storme	LPSSA		1	7	8
Rensia Fourie	LPSSA/DPSSA			1	1
Suzy de Beer				2	2
Totaal vir VDB			2	43	45

Salon Uitslae

CTPS PDI and Print Salon					
Fotograaf	Honours	Medalje	COM's	Aannames	Totaal
Chanel Enslin	LPSSA			-	-
Deon de Jager				-	-
Elsje Vermeulen				-	-
Francois Roux	EPSSA/FPSSA/EPSSA(Cis)			4	4
Haig Fourie	LPSSA(Vers) APSSA/EPSSA			6	6
Johan Brits	FPSSA/EPSSA			3	3
Johan Joubert				6	6
Koos Fourie	APSSA			3	3
Mietsie Visser	FPSSA/DPSSA (vers)	1	2	-	3
Neville Hein				1	1
Pine Pienaar			1	3	4
Renee Storme	LPSSA			-	-
Rensia Fourie	LPSSA/DPSSA			2	2
Suzy de Beer				3	3
Totaal vir VDB		1	3	31	35

Fotograaf en Werker van die Jaar kriteria

Dit is die lede se verantwoordelikheid om hul salon resultate (dit sluit in; die hoeveelheid Salon inskrywings wat die fotograaf gedoen het) na Chanel te stuur sodat sy die rekords hiervoor kan updateer, andersins dateer sy net die aannames op wat sy vanaf die PSSA se webwerf kan aflaai.

Hieronder is die inligting soos wat in die Fotoklub se konstitusie vervat is:

ARTIKEL IVPunte

Toekenning van punte vir jaarkompetisie-doeleindes vir die aanwys van WERKER VAN DIE JAAR per stergradering is soos volg:

Internasionale Salon – inskrywing – geen aanname	2 punte
Internasionale Salon - aanname	9 punte
Internasionale Salon - COM	10 punte
Internasionale Salon - Medalje	12 punte
Internasionale Salon – Wenner Medalje	13 punte
Nasionale Salon – inskrywing – geen aanname	1 punt
Nasionale Salon - aanname	7 punte
Nasionale Salon - COM	8 punte
Nasionale Salon - Medalje	10 punte
Nasionale Salon – Wenner Medalje	11 punte
Klub COM	7 punte
Klub Gouetoekenning	5 punte
Klub Silwertoekenning	3 punte
Klub Bronstoekenning	1 punt
Klub Maandwenfoto: Kategorie, Junior en Senior	2 punte plus bg.
Klub Minireeks COM	7 punte
Klub Minireeks Gouetoekenning	5 punte
Klub Minireeks Silwertoekenning	3 punte

Fotograaf en Werker van die Jaar kriteria

Klub Minireeks Bronstoekenning	1 punt
Klub Minireeks Wenner	2 punte plus bg.
Klub AV COM	7 punte
Klub AV Gouetoekenning	5 punte
Klub AV Silwertoeckenning	3 punte
Klub AV Bronstoekenning	1 punt
Klub AV Wenner	2 punte plus bg.
Internasionale Salon – AV inskrywing – geen aanname	2 punte
Internasionale Salon – AV aanname	9 punte
Internasionale Salon – AV COM	10 punte
Internasionale Salon – AV medalje	12 punte
Internasionale Salon – AV Wenner Medalje	13 punte
Nasionale Salon – AV – geen aanname	1 punt
Nasionale Salon – AV – aanname	7 punte
Nasionale Salon – AV COM	8 punte
Nasionale Salon – AV Medalje	10 punte
Nasionale Salon – AV Wenner Medalje	11 punete
Bg. Sal ook geld indien daar 'n Minireeks Kategorie by 'n salon is	
Beoordelingspunte per klubaand	10 punte
Beoordeelaar skryf nie die aand in wanneer hy beoordeel nie, hy verwerf punte gelykstaande aan twee (2) goue toekennings vir die aand.	

ARTIKEL XIII

"FOTOGRAAF VAN DIE JAAR" - Toekenning word tydens die Algemene Jaar vergadering aan die lid toegeken wat die meeste punte aan die hand van die volgende kriteria

- Die lid met die hoogste groot totaal volgens ARTIKEL IV (Fotograaf van die Jaar) ongeag stergradering, is die klub se Werker van die Jaar.

Vorderingstaat - Elrick du Toit en Chanel Enslin

1.) Salon aannames:

Salon aannames na Chanel Enslin – **Alle aannames wat sy tot en met die klubaand van daardie maand ontvang het**, sal op vorderingstaat van die **Kollig van die volgende maand** verskyn.

vdbpfotoklub@gmail.com Salon resultate, aannames of nie, moet na Chanel toe gestuur word, binne twee maande na die uitslae verskyn het.

Onthou dat slegs **twee** aannames per foto vir bevordering in die klub aanvaar word. Dui aan waar 'n foto 'n derde aanname of meer het. Internasionale aanvaardings tel slegs vir PSSA Diamond Graderings en nie vir klub bevordering of PSSA Impala trofee nie.

2.) Klubpunte:

Dit is belangrik dat elkeen sy vorderingstatus op Photovault Online moet gaan updateer. Lede moet ook onthou om hulle Eretitels (Honours) op te dateer op Photovaultonline.

3.) Punte Toekenning:

Vir meer inligting oor hoe die vorderingstelsel werk, gaan kyk gerus na www.PSSA.co.za – Onder die CLUBS skakel – CLUB ADVANCEMENT GUIDELINES.

4.) Alle inskrywings (Sluit in Aanlynkompetisie, vaandonderwerp en Ope Afdeling foto's) – HD formaat:

Afmetings: 1920 pixels (wydte) x 1080 pixels (hoogte).

Die minimum wydte of hoogte is 500 pixels

Maksimum Leêr grootte: < 2 megabyte

VFV (45 Punt Glyskaal)												
		18-19.		20-22.		23-31.			32-45.			
1 Ster (1)	Brons (0 Punte)	Brons (1 Punte)		Silwer (2 Punte)		Goud (3 Punte)			Meriete Sertifikaat (4 Punte)			
		18-19.		20-25.		26-34.			35-45.			
2 Ster (2)	Brons (0 Punte)		Brons		Silwer		Goud			Meriete Sertifikaat		
			18-22.		23-28.		29-37.			38-45.		
3 Ster (3K, 3)	Brons (0 Punte)		Brons		Silwer		Goud			Meriete Sertifikaat		
				18-25.		26-31.		32-37.		38-45.		
4 Ster (4K, 4)	Brons (0 Punte)		Brons		Silwer		Goud			Meriete Sertifikaat		
					18-28.		29-34.		35-37.	38-45.		
5 Ster (5K, 5)	Brons (0 Punte)		Brons		Silwer		Goud			Meriete Sertifikaat		
							18-31.	32-34.	35-37.	38-45.		
Meester (MK, MB, MS, MG, MP, MD)	Brons (0 Punte)		Brons		Silwer		Goud			Meriete Sertifikaat		
							18-34.	35-37.	38-40.	41-45.		
Senior Meester (SMB, SMS, SMG, SMP, SMD)	Brons (0 Punte)		Brons		Silwer		Goud			Meriete Sertifikaat		

Digitale Vorderingstaat

Name	Honours	CurrentLevel	Level	Club Required	Club Current	Salon Required	Salon Current
Francois Roux	Hon MPSSA MPSSA EPSSA(Mille) AV- LPSSA EFIAP	Meester Diamant	MD	264	173	821	897
Koos Fourie	FPSSA, DPSSA (Vers)	Meester Platinum	MP	198	229	649	621
Johan Brits	FPSSA EPSSA	Meester Platinum	MP	198	190	649	670
Pine Pienaar		Meester Platinum	MP	198	96	649	614
Haig Fourie	LPSSA (Vers) DPSSA (Vers) APSSA EPSSA (Cls) AFIAP	Meester Platinum	MP	198	24	649	810
Mietsie Visser	FPSSA DPSSA(Vers) EPSSA	Meester Platinum	MP	198	7	649	750
Henk Scheepers	APSSA	Meester Silwer	MS	198	220	379	368
Chanel Enslin	LPSSA	Meester Silwer	MS	198	169	379	397
Renee Storme	LPSSA	Meester Silwer	MS	198	145	379	545
Louisa Scheepers	APSSA	Meester Silwer	MS	198	131	379	369
Rensia Fourie	LPSSA DPSSA	Meester Silwer	MS	198	70	379	328
Jan Jacobs	APSSA(Vers),FPSS A	Meester Brons	MB	198	264	259	236
Suzy De Beer		Meester Kandidaat	MK	0	172	164	154
Tom Prins	FPSSA	5 Ster	5	198	196	164	135
Pieter Matthyser	APSSA	5 Ster	5	198	195	164	42
Elsa Brits		5 Ster	5	198	120	164	50
Hanna Potgieter	LPSSA	5 Ster	5	198	98	164	95
Johan Joubert	FPSSA	5 Ster	5	198	43	164	7
Dricky Gouws		4 Ster	4	198	155	86	62
Neville Hein		4 Ster	4	198	146	86	55
Elsje Vermeulen		4 Ster Kandidaat	4K	0	486	26	16
Nicolaas Louw		4 Ster Kandidaat	4K	0	179	26	6
Nicky Jansen van Vuuren		4 Ster Kandidaat	4K	0	150	26	14
Chris Gouws		4 Ster Kandidaat	4K	0	55	26	3
Jaco Kloppers		3 Ster	3	154	151	26	9
Chris Bester		3 Ster	3	154	131	26	4
Elrick du Toit		3 Ster	3	154	112	26	20
Deon de Jager		3 Ster	3	154	104	26	17
Rika Schoeman		3 Ster	3	154	81	26	17
Rosie de Jager		3 Ster	3	154	79	26	32
Johan Coetzee		3 Ster	3	154	63	26	5
Hannes du Plessis		3 Ster Kandidaat	3K	0	280	1	0
Pierre Erasmus		3 Ster Kandidaat	3K	0	46	1	0
Mauritz Faling		2 Ster	2	120	103	1	4
Susan Jacobs		2 Ster	2	120	92	1	14
Lourens Erasmus		2 Ster	2	120	73	1	0
Thys Foord		2 Ster	2	120	69	1	0
Marinus Faling		2 Ster	2	120	59	1	0
Madre Fourie		2 Ster	2	120	50	1	0
Pierre Fourie		2 Ster	2	120	32	1	1
Linda Kloppers		2 Ster	2	120	18	1	0
Eileen Pretorius		1 Ster	1	88	68	0	0
Alancha Bakkes		1 Ster	1	88	47	0	0
Marjoene Bakkes		1 Ster	1	88	46	0	0
Pikkie Marais		1 Ster	1	88	41	0	0
Mieke de Jager		1 Ster	1	88	40	0	0
Germaine Drijepondt-Gunter		1 Ster	1	88	37	0	0
Libbie Maritz		1 Ster	1	88	36	0	0
Leanie Hattingh		1 Ster	1	88	26	0	0
Eanette Maass		1 Ster	1	88	23	0	0
Carel Bester		1 Ster	1	88	21	0	0
Azelle Marais		1 Ster	1	88	12	0	0
Christo Robinson		1 Ster	1	88	8	0	0
Clarissa Oosthuizen		1 Ster	1	88	0	0	0
Anneke Faling		1 Ster	1	88	0	0	0
Germaine Smith		1 Ster	1	88	0	0	0
Michelle Hart	None	1 Ster	1	88	0	0	0